



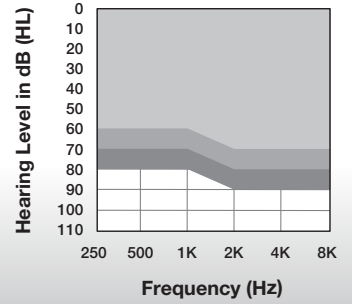
Starkey | Technical Data

# RIC 312

Receiver-In-Canal

## Fitting Range



- L
- M
- P



Edge AI 24 | 20 | 16

## Color Guide

### Standard Colors



## Patient Features

- IP Rating: 68
- Tinnitus Technology
- Wireless Connectivity
- CROS System
- Dual Radio (2.4 GHz + NFMI)

## Edge AI Technology

- Personal health monitoring technology with embedded sensors and artificial intelligence
- Compatible with StarLink 2.0 accessories and StarLink Edge accessories

	L	M	P	Matrices: L, M, P Battery Size: 312
<b>Measurement</b>	<b>ANSI/IEC 2cc Coupler</b>	<b>ANSI/IEC 2cc Coupler</b>	<b>ANSI/IEC 2cc Coupler</b>	
Peak OSPL90 (dB SPL)	107	117	120	<p>The graphs show OSPL90 (dB SPL) and FOG 50 (dB) vs Frequency (Hz) for matrices L, M, and P. OSPL90 is represented by a light gray line and FOG 50 by a dark gray line. The x-axis is logarithmic from 100 to 10000 Hz. The y-axis for OSPL90 ranges from 60 to 70 dB SPL, and for FOG 50 from 30 to 70 dB. Matrix L has the highest OSPL90, followed by M and then P.</p>
HFA OSPL90 (dB SPL)	101	113	116	
Peak Gain (dB)	43	49	60	
HFA Full-On Gain (dB)	36	47	56	
<b>Frequency Range (Hz)</b>	<100-9400	<100-9400	<100-9400	
HFA Frequencies (kHz)	1.0, 1.6, 2.5	N/A	1.0, 1.6, 2.5	
Reference Test Gain (dB)	24	36	39	
Equivalent Input Noise (dB SPL) <i>Expansion On (Default)</i>	15	15	15	
Equivalent Input Noise (dB SPL) <i>Expansion Off</i>	24	24	24	
<b>Harmonic Distortion</b>				
500 Hz (%)	<3	<3	<3	
800 Hz (%)	<3	<3	<3	
1600 Hz (%)	<3	<3	<3	
<b>Induction Coil Sensitivity</b>				
HFA SPLITS (ANSI) (dB SPL)	N/A	N/A	N/A	
MASL (IEC) (dB SPL)	N/A	N/A	N/A	
<b>Estimated Battery Life for 16-Hour Day</b>				
Without streaming (days)	Up to 6	Up to 6	Up to 6	
With streaming (days)	Up to 5	Up to 5	Up to 5	
Battery Current (mA)	1.5	1.6	1.6	
<b>Tinnitus Therapy Stimulus</b>				
Max RMS Output (dB SPL)	87	87	87	
Weighted RMS Output Level (dB SPL)	87	87	87	
Max 1/3 Octave Output (dB SPL)	87	87	87	



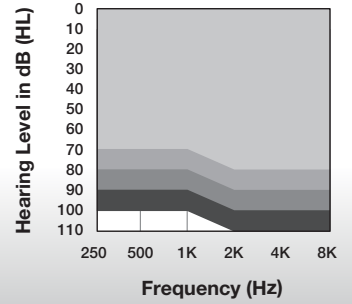
Starkey | Technical Data

# RIC 312 CUSTOM CASED

Receiver-In-Canal

## Fitting Range

- L
- M
- P
- UP



Edge AI 24 | 20 | 16

## Color Guide

### Standard Colors



## Patient Features

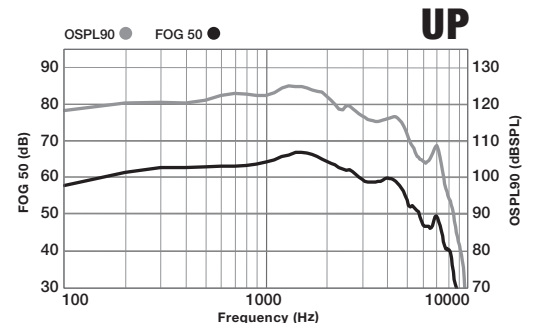
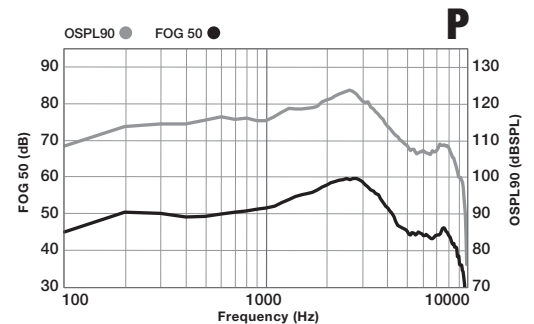
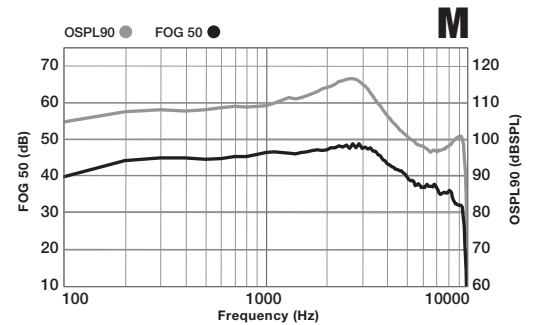
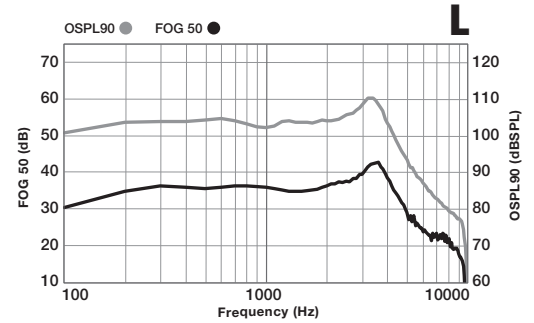
- IP Rating: 68
- Tinnitus Technology
- Wireless Connectivity
- CROS System
- Dual Radio (2.4 GHz + NFMI)

## Edge AI Technology

- Personal health monitoring technology with embedded sensors and artificial intelligence
- Compatible with StarLink 2.0 accessories and StarLink Edge accessories

	L	M	P	UP	Matrices: L, M, P, UP Battery Size: 312
--	---	---	---	----	--

Measurement	ANSI/IEC 2cc Coupler	ANSI/IEC 2cc Coupler	ANSI/IEC 2cc Coupler	ANSI/IEC 2cc Coupler
Peak OSPL90 (dB SPL)	107	117	120	125
HFA OSPL90 (dB SPL)	101	113	116	122
Peak Gain (dB)	43	49	60	67
HFA Full-On Gain (dB)	36	47	56	64
<b>Frequency Range (Hz)</b>	<100-9400	<100-9400	<100-9400	<100-5800
HFA Frequencies (kHz)	1.0, 1.6, 2.5	1.0, 1.6, 2.5	1.0, 1.6, 2.5	1.0, 1.6, 2.5
Reference Test Gain (dB)	24	36	39	45
Equivalent Input Noise (dB SPL) <i>Expansion On (Default)</i>	15	15	15	15
Equivalent Input Noise (dB SPL) <i>Expansion Off</i>	24	24	24	24
<b>Harmonic Distortion</b>				
500 Hz (%)	<3	<3	<3	<3
800 Hz (%)	<3	<3	<3	<3
1600 Hz (%)	<3	<3	<3	<3



Induction Coil Sensitivity	L	M	P	UP
HFA SPLITS (ANSI) (dB SPL)	N/A	N/A	N/A	N/A
MASL (IEC) (dB SPL)	N/A	N/A	N/A	N/A

Estimated Battery Life for 16-Hour Day	L	M	P	UP
Without streaming (days)	Up to 6	Up to 6	Up to 6	Up to 6
With streaming (days)	Up to 5	Up to 5	Up to 5	Up to 5
Battery Current (mA)	1.5	1.6	1.6	1.7

Tinnitus Therapy Stimulus	L	M	P	UP
Max RMS Output (dB SPL)	87	87	87	87
Weighted RMS Output Level (dB SPL)	87	87	87	87
Max 1/3 Octave Output (dB SPL)	87	87	87	87



Starkey | Technical Data

# RIC 312

Receiver-In-Canal

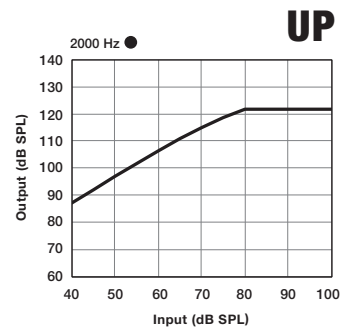
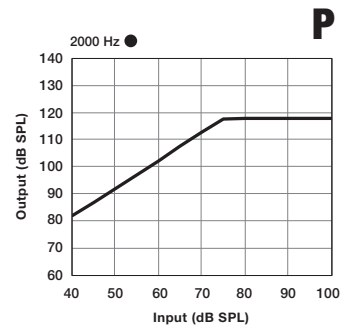
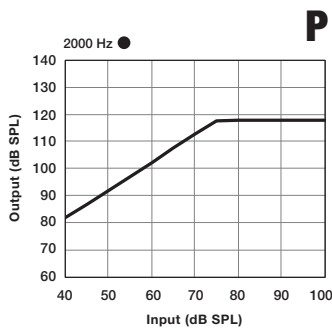
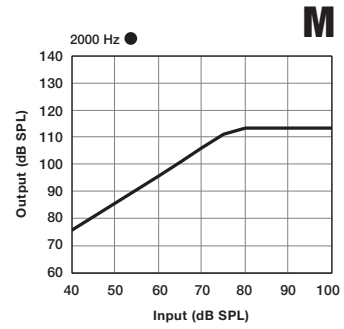
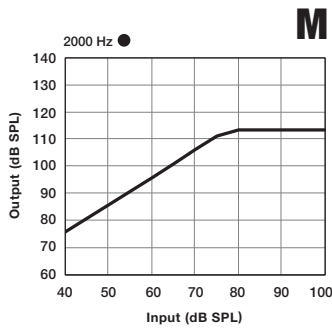
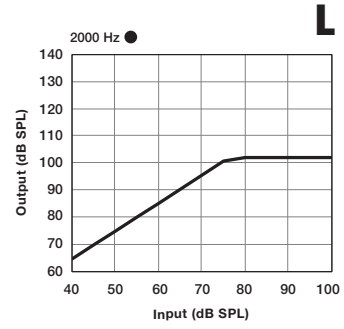
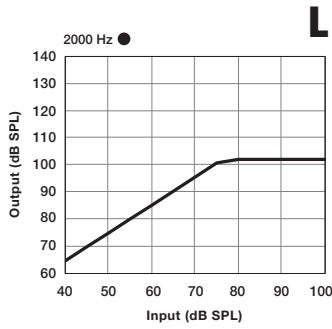


Starkey | Technical Data

# RIC 312 CUSTOM CASED

Receiver-In-Canal

Edge AI 24 | 20 | 16



Latency (ms) 4.3

Attack Time (ms) 3

Release Time (ms) 60